



District Report Card: 2017


State: Punjab	District: Bathinda
Class: 5	Subject: Language
Schools: 61	Students: 1546


Participation/Coverage


Students

<div>GENDER</div> <div></div>	Boys		Girls	
	Number	%	Number	%
	794	51.36	752	48.64

<div>AREA</div> <div></div>	Rural		Urban	
	Number	%	Number	%
	1087	70.31	459	29.69

<div>CATEGORY</div> <div></div>	SC		ST		OBC		GEN	
	Number	%	Number	%	Number	%	Number	%
	1063	68.76	7	0.45	257	16.62	219	14.17

<div>CWSN</div> <div></div>	LD	VI	HI	S&LD	ID	Oth
	5	32	1	1	6	8

<div>Management</div> <div></div>	Government		Government-aided	
	Number	%	Number	%
	1428	92.37	118	7.63

Average Performance of Students in Language (%)

Overall	Gender		Area		Management		Social Group			
	Male	Female	Rural	Urban	Govt.	Aided	SC	ST	OBC	GEN
38.73	37.41	40.12	42.58	29.60	40.49	17.40	38.22	34.29	41.06	38.60

Performance on Learning Outcomes (LOs)

Learning Outcomes	Description	Average Performance(%)
L504	Reads and comprehends independently storybooks, news items/ headlines, advertisements etc.	32.45
L508	Reads text with comprehension, locates details and sequence of events	41.87

Range of Performance of Students who Answered Correctly							
Below 30%		30% - 50%		50% - 75%		Above 75%	
Number	%	Number	%	Number	%	Number	%
604	39.07	337	21.80	446	28.85	159	10.28

Lowest Performing Learning Outcomes (LOs)

- 1 - Reads and comprehends independently storybooks, news items/ headlines, advertisements etc. (32.45)
- 2 - Reads text with comprehension, locates details and sequence of events (41.87)